





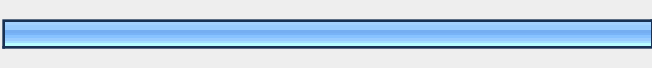




# OETQ Student Survey 6- 12 Pre 2010 DDI H/VI H







1. I have been told about the study and I know why it is being done and what to do. I know that I do not have to do it if I do not want to. If I have questions I can ask my teacher. I know that I can stop at any time.			
		Response Percent	Response Count
I understand and will begin the survey.		100.0%	18
I would rather not do it.		0.0%	0
	<i>answered question</i>		18
	<i>skipped question</i>		0




2. Where do you go to school?				
			Response Percent	Response Count
IS 5			0.0%	0
IS 10			0.0%	0
IS 61			0.0%	0
IS 72			0.0%	0
IS 73			0.0%	0
IS 77			0.0%	0
IS 89			0.0%	0
IS 91			0.0%	0
IS 93			0.0%	0
IS 125			0.0%	0
IS 126			0.0%	0
IS 141			0.0%	0
IS 144			0.0%	0
IS 145			0.0%	0
IS 157			0.0%	0
IS 185			0.0%	0
IS 189			0.0%	0
IS 204			0.0%	0
IS 217			0.0%	0
IS 230			0.0%	0
IS 237			0.0%	0
PS 12			0.0%	0
PS 14			0.0%	0
PS 19			0.0%	0



PS 30	0.0%	0
PS 54	0.0%	0
PS 76	0.0%	0
PS 92	0.0%	0
PS 111	0.0%	0
PS 127	0.0%	0
PS 151	0.0%	0
PS 153	0.0%	0
Al-Iman School	0.0%	0
Al-Manoor School	0.0%	0
Bais Yaakov Academy	0.0%	0
Bnos Malka Academy	0.0%	0
El-Ber Islamic School	0.0%	0
Flushing High School	0.0%	0
Forest Hills HS	0.0%	0
Grover Cleveland HS	0.0%	0
Jamaica HS	0.0%	0
John Bowne High School	0.0%	0
Hevach High School	0.0%	0
Long Island City High School	0.0%	0
Machon Academy	0.0%	0
Martin Luther HS	0.0%	0
The Muslim Center Elementary School	0.0%	0
Newcomers High School	0.0%	0
Newtown HS	0.0%	0
Our Lady of Mercy	0.0%	0




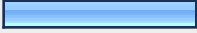
Our Lady of Sorrows		0.0%	0
Queens Academy HS		0.0%	0
Queens Lutheran School		0.0%	0
Queens Vocational HS		0.0%	0
Razi School		0.0%	0
Redeemer Lutheran		0.0%	0
Resurrection Ascension School		0.0%	0
St. Adalbert		0.0%	0
St. Francis of Assisi School		0.0%	0
St. John Lutheran School		0.0%	0
St. Kevin School		0.0%	0
<b>St. Mel School</b>		<b>100.0%</b>	<b>18</b>
St. Nicholas of Tolentine		0.0%	0
St. Raphael School		0.0%	0
Sacred Heart School		0.0%	0
Shaarei Zion Ohel Bracha		0.0%	0
Tiferes Torah Institute		0.0%	0
William Cullen Bryant High School		0.0%	0
Yesheiva Tifereth Moshe		0.0%	0
Yeshivat Our Haim		0.0%	0
Other		0.0%	0
other school (please specify)			0
	<b>answered question</b>		<b>18</b>
	<b>skipped question</b>		<b>0</b>






3. What grade are you in?			
		Response Percent	Response Count
6th		0.0%	0
7th		0.0%	0
8th		100.0%	18
9th		0.0%	0
10th		0.0%	0
11th		0.0%	0
12th		0.0%	0
		<b>answered question</b>	<b>18</b>
		<b>skipped question</b>	<b>0</b>


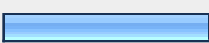



4. How often do you use your computer at home for homework?			
		Response Percent	Response Count
I don't have a computer at home		0.0%	0
I don't use my home computer for homework		5.9%	1
A few times a year		0.0%	0
About once a month		5.9%	1
About once a week		47.1%	8
Almost every night		41.2%	7
		<b>answered question</b>	<b>17</b>
		<b>skipped question</b>	<b>1</b>




5. Compared to last year, this year my teachers are using computers...			
		Response Percent	Response Count
less		5.9%	1
about the same amount		11.8%	2
more		82.4%	14
answered question			17
skipped question			1





6. Compared to last year, this year students in my grade are using computers...			
		Response Percent	Response Count
less		0.0%	0
about the same amount		52.9%	9
more		47.1%	8
answered question			17
skipped question			1

7. During this school year, how much time per week did you spend using computers in your class(es)?			
		Response Percent	Response Count
Not at all		5.9%	1
Less than one period per week		0.0%	0
1 or 2 periods (or a double period) per week		29.4%	5
3 to 4 periods per week		35.3%	6
More than 4 periods per week		29.4%	5
answered question			17
skipped question			1




8. During this school year, I typed up reports and assignments.			
		Response Percent	Response Count
Never		0.0%	0
A few times a year		0.0%	0
About once a month		18.8%	3
<b>About once a week</b>		<b>81.3%</b>	<b>13</b>
Almost every day		0.0%	0
<b>answered question</b>			<b>16</b>
<b>skipped question</b>			<b>2</b>



9. During this school year, I made spreadsheets and graphs.			
		Response Percent	Response Count
<b>Never</b>		<b>50.0%</b>	<b>8</b>
A few times a year		31.3%	5
About once a month		18.8%	3
About once a week		0.0%	0
Almost every day		0.0%	0
<b>answered question</b>			<b>16</b>
<b>skipped question</b>			<b>2</b>




10. During this school year, I used blogs to communicate with other students and teachers			
		Response Percent	Response Count
Never		75.0%	12
A few times a year		6.3%	1
About once a month		18.8%	3
About once a week		0.0%	0
Almost every day		0.0%	0
		<b>answered question</b>	<b>16</b>
		<b>skipped question</b>	<b>2</b>






11. During this school year, I did research on the Internet for a report or assignment.			
		Response Percent	Response Count
Never		0.0%	0
A few times a year		6.3%	1
About once a month		6.3%	1
About once a week		56.3%	9
Almost every day		31.3%	5
		<b>answered question</b>	<b>16</b>
		<b>skipped question</b>	<b>2</b>











12. During this school year, I made a PowerPoint presentation.			
		Response Percent	Response Count
Never		18.8%	3
A few times a year		56.3%	9
About once a month		25.0%	4
About once a week		0.0%	0
Almost every day		0.0%	0
answered question			16
skipped question			2




13. During this school year, I used the computer to make a graphic novel.			
		Response Percent	Response Count
Never		75.0%	12
A few times a year		25.0%	4
About once a month		0.0%	0
About once a week		0.0%	0
Almost every day		0.0%	0
answered question			16
skipped question			2






14. During this school year, I took a test on the computer.			
		Response Percent	Response Count
Never		12.5%	2
<b>A few times a year</b>		<b>62.5%</b>	<b>10</b>
About once a month		25.0%	4
About once a week		0.0%	0
Almost every day		0.0%	0
<b>answered question</b>			<b>16</b>
<b>skipped question</b>			<b>2</b>





15. During this school year, I used a computer program to improve my study skills or learning skills.			
		Response Percent	Response Count
Never		6.3%	1
A few times a year		25.0%	4
<b>About once a month</b>		<b>37.5%</b>	<b>6</b>
About once a week		18.8%	3
Almost every day		12.5%	2
<b>answered question</b>			<b>16</b>
<b>skipped question</b>			<b>2</b>







16. During this school year, I made or listened to a podcast.			
		Response Percent	Response Count
Never		25.0%	4
<b>A few times a year</b>		<b>62.5%</b>	<b>10</b>
About once a month		12.5%	2
About once a week		0.0%	0
Almost every day		0.0%	0
<b>answered question</b>			<b>16</b>
<b>skipped question</b>			<b>2</b>

17. During this school year, I made or edited a webpage or worked in a web environment, like a wikispace.			
		Response Percent	Response Count
Never		6.3%	1
A few times a year		12.5%	2
About once a month		31.3%	5
<b>About once a week</b>		<b>43.8%</b>	<b>7</b>
Almost every day		6.3%	1
<b>answered question</b>			<b>16</b>
<b>skipped question</b>			<b>2</b>

18. This school year, I collected data using equipment that go with the computer, like probes or PDAs.			
		Response Percent	Response Count
Never		68.8%	11
A few times a year		25.0%	4
About once a month		0.0%	0
About once a week		6.3%	1
Almost every day		0.0%	0
		<b>answered question</b>	<b>16</b>
		<b>skipped question</b>	<b>2</b>

19. This school year, I made or edited a video or movie.			
		Response Percent	Response Count
Never		18.8%	3
A few times a year		43.8%	7
About once a month		25.0%	4
About once a week		6.3%	1
Almost every day		6.3%	1
		<b>answered question</b>	<b>16</b>
		<b>skipped question</b>	<b>2</b>

20. During the past school year, I created or contributed to a web-based map or timeline.			
		Response Percent	Response Count
Never		43.8%	7
A few times a year		37.5%	6
About once a month		12.5%	2
About once a week		6.3%	1
Almost every day		0.0%	0
	<b><i>answered question</i></b>		<b>16</b>
	<b><i>skipped question</i></b>		<b>2</b>

21. In which classes do you use technology. (Check all that apply)			
		Response Percent	Response Count
Math		81.3%	13
Sciences		68.8%	11
English Language Arts		87.5%	14
Social Studies		93.8%	15
Art		0.0%	0
Music		0.0%	0
Physical Education/Gym		0.0%	0
ESL or ELL		0.0%	0
<b>Computer Class</b>		<b>100.0%</b>	<b>16</b>
Multi-Media		6.3%	1
None of the Above		0.0%	0
Other (please specify)			1
		<b><i>answered question</i></b>	<b>16</b>
		<b><i>skipped question</i></b>	<b>2</b>

22. How well do you know how to use the following equipment, applications or web sites?					
	I never tried	I know the basics	I'm pretty good	I'm an expert	Response Count
Digital camera or video	0.0% (0)	5.9% (1)	41.2% (7)	<b>52.9% (9)</b>	17
Audacity or GarageBand	29.4% (5)	<b>52.9% (9)</b>	5.9% (1)	11.8% (2)	17
iMovie or Movie Maker	17.6% (3)	23.5% (4)	23.5% (4)	<b>35.3% (6)</b>	17
Wikispaces	0.0% (0)	23.5% (4)	23.5% (4)	<b>52.9% (9)</b>	17
NYLearns	<b>76.5% (13)</b>	5.9% (1)	5.9% (1)	11.8% (2)	17
Teacher/Class Blogs	<b>41.2% (7)</b>	29.4% (5)	17.6% (3)	11.8% (2)	17
Google Maps	11.8% (2)	23.5% (4)	23.5% (4)	<b>41.2% (7)</b>	17
Comic Life	<b>70.6% (12)</b>	17.6% (3)	5.9% (1)	5.9% (1)	17
	<b><i>answered question</i></b>				<b>17</b>
	<b><i>skipped question</i></b>				<b>1</b>

23. How much do you agree with these statements?						
	Strongly Disagree	Disagree	Agree	Strongly Agree	Rating Average	Response Count
I am able to learn more when I use computers in my school.	0.0% (0)	5.9% (1)	<b>58.8% (10)</b>	35.3% (6)	3.29	17
I work harder on my assignments when I am using a computer.	5.9% (1)	29.4% (5)	<b>52.9% (9)</b>	11.8% (2)	2.71	17
I would be a better student if I got to use technology more in school.	5.9% (1)	17.6% (3)	<b>58.8% (10)</b>	17.6% (3)	2.88	17
Teachers in this school know a lot about how to use computers to help students learn more.	11.8% (2)	35.3% (6)	<b>41.2% (7)</b>	11.8% (2)	2.53	17
There are enough computers in my school for students to use for their schoolwork.	29.4% (5)	23.5% (4)	<b>35.3% (6)</b>	11.8% (2)	2.29	17
I am using computers in my class (es) in ways that other students in this school are not.	5.9% (1)	<b>52.9% (9)</b>	17.6% (3)	23.5% (4)	2.59	17
I have shown other students how to do things with computers.	5.9% (1)	0.0% (0)	<b>58.8% (10)</b>	35.3% (6)	3.24	17
I have shown a teacher how to do things with computers.	5.9% (1)	5.9% (1)	35.3% (6)	<b>52.9% (9)</b>	3.35	17
I use computers more in my class (es) than other students in this school	11.8% (2)	<b>64.7% (11)</b>	17.6% (3)	5.9% (1)	2.18	17
	<b>answered question</b>					<b>17</b>
	<b>skipped question</b>					<b>1</b>